

Figure 1: Two example games of ELLO, the initial 2-colorings shown.

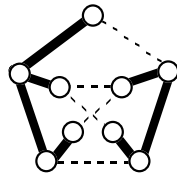


Figure 2: Showing that the Petersen graph is an oddity.

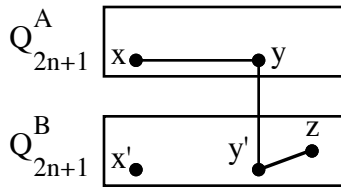


Figure 3: The hypercube Q_{2n+2} as in the proof of Theorem 5.1a.

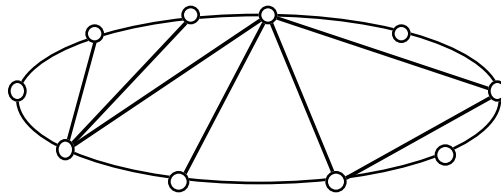


Figure 4: An example maximal outerplanar graph (MOP).

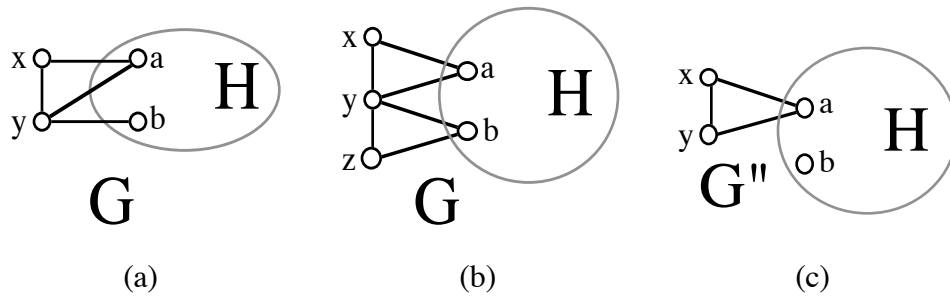


Figure 5: Cases arising in the reduction lemmas.